

JT PART



Whatsapp: +8618955015380

Email: leo@jt-part.com

Website: www.jt-part.com

CATALOGUE 2025

PRODUCT CATALOG

PAGE 01-10

PAGE 11-14

PAGE 15-20

PAGE 21-24

JT Distribution

LED Light Bar

LED Driving Lights

Pod-mounted Light

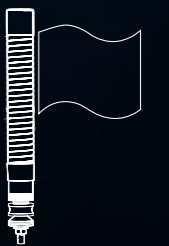
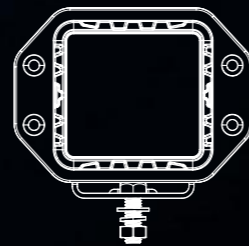

LED Work Light

LED Motorcycle lights

LED Warning Light

RGB Decoration Light

JT PART



COMPANY PROFILE



10+

Production Experience



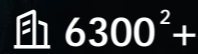
45+

Professional Equipment



200+

Professional Certificate



6300²+

Factory Area

GUANGDONG DXZ LIGHTING TECHNOLOGY CO., LTD.

Founded in 2014, located in Foshan, China. It has a 6,000 m² workshop, 12 production lines, 100+ employees, and 10+ engineers/technicians.

Integrates R&D, manufacturing, and sales of high-quality automotive lighting products, including LED driving lights, work lights, light bars, motorcycle spotlights, warning lights, headlights, etc., for cars, trucks, and motorcycles.

Adheres to innovation, quality, and service, and has won customers' recognition with high-quality and cost-effective products.

Welcomes global partners to visit for guidance, communication, and cooperation. It is committed to providing high-quality products and considerate services to achieve win-win results.



OUR SERVICE ADVANTAGES



Extensive experience in production

After more than a decade of dedication to production and manufacturing, we have built a full-process control system from raw materials to finished products, and laid a solid foundation for the quality of every product with our mature experience.



Professional team

All core members of our team have over 10 years of experience in automotive lamps, with expertise in optical design and vehicle-grade testing. From adjusting lighting performance to conducting 18 items of vehicle-grade testing, we ensure every work light is stable and reliable.



Source manufacturer

Advanced equipment, a strong professional team, and a source factory with comprehensive equipment and sophisticated processes



Customer-first, full-chain response to needs

In the early stage, we customize exclusive solutions and provide sample testing; during production, we synchronize progress updates and make flexible optimizations; after-sales, we offer 24-hour response and technical support—all to ensure customers receive products that are well-adapted and reliable.



AUTHORITATIVE CERTIFICATION QUALITY GUARANTEE

AUTHORITATIVE CERTIFICATION QUALITY GUARANTEE

We concentrate on designing and making new high-quality automotive LED lights, with over 200 product patents to our name.

The company has passed IATF16949, 1S09001 quality certification system and CE, ROHS, FCC, E-MARK and other international qualification certification.



SPECIALIZE IN AUTOMOTIVE LIGHTING

OEM & ODM ACCEPTED

We can meet the diverse needs of customers, with fully equipped facilities and leading quality.

Our service is seeking to meet the customer wishes for all lighting design needs, any opportunity to explore the adventures for lighting development is valuable for us.

ONE-STOP SERVICE

Pre-production: Customized solutions & sample testing.
In-production: Real-time progress synchronization & flexible optimization.
After-sales: 24-hour response & technical support.
All to ensure product adaptability and reliability for customers.



OFF - ROAD DRIVING LIGHTS

TRIPE





Part No. 3C01

LED WORK LIGHT TERRA 3

Material:	Aluminum	Beam pattern:	spot+DRL
Voltage:	9-30V DC	Cable:	3M
LED Chips:	3535*2	Waterproof rating:	IP68
Power:	16.9W/12V@1.4A	Operating temperature:	-40, -85,
Lm(Theoretical):	9000LM	certificate:	ROHS. CE.
lux:	1 lux@138m	Packing:	5Set/CTN(62*32*22cm)
Color :	White+Amber		



Part No. 3C02

LED WORK LIGHT TERRA 3'

Material:	Aluminum	Beam pattern:	spot+DRL
Voltage:	9-30V DC	Cable:	3M
LED Chips:	3570*4	Waterproof rating:	IP68
Power:	20W/12V@1.7A	Operating temperature:	-40 -85
Lm(Theoretical):	12000LM	certificate:	certificate: ROHS. CE.
lux:	1 lux@361m	Packing:	5Set/CTN(62*32*22cm)
Color :	White+Amber		



Part No. 45C01

LED WORK LIGHT TERRA 4.5'

Material:	Aluminum	Beam pattern:	flood+DRL
Voltage:	9-30V DC	Cable:	3M
LED Chips:	5050*3*4	Waterproof rating:	IP68
Power:	48W/12V@3.87A	Operating temperature:	-40 -85
Lm(Theoretical):	24000LM	certificate:	ROHS. CE.
lux:	1 lux@400m	Packing:	5Set/CTN(62*32*22cm)
Color :	White+Amber		



Part No. 5C01

LED WORK LIGHT TERRA 5'

Material:	Aluminum	Beam pattern:	spot+DRL
Voltage:	9-30V DC	Cable:	3M
LED Chips:	p9+3030*4	Waterproof rating:	IP68
Power:	37W/12V@3.07A	Operating temperature:	-40 -85
Lm(Theoretical):	10000LM	certificate:	ROHS. CE.
lux:	1 lux@864m	Packing:	5Set/CTN(62*32*22cm)
Color :	White+Amber		



Part No. 8C01

LED DRIVING LIGHTTERRA 8'

Material:	Aluminum	Beam pattern:	spot+DRL
Voltage:	9-30VDC	Cable:	3m
LED Chips:	5050*16*4	Waterproofing:	Ip68
Power:	159W/12V@13A	Operating temperature:	-40°C-85°C
Lm(Theoretical):	128000LM	certificate:	ROHS. CE.
lux:	1lux@1000m	Packing:	5Set/CTN
Color:	White+Amber		



Part No. 20C01

LED WORK LIGHT TERRA 20'

Material:	Aluminum	Beam pattern:	Spot+Flood
Voltage:	9-30VDC	Cable:	3m
LED Chips:	5050*40	Waterproofing:	Ip68
Power:	120W/12V@10A	Operating temperature:	-40 -85°C
Lm(Theoretical):	80000LM	certificate:	ROHS. CE.
Color:	White+Amber		



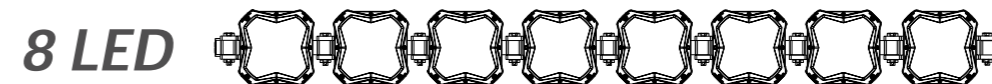
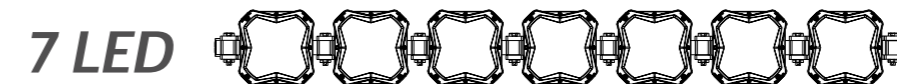
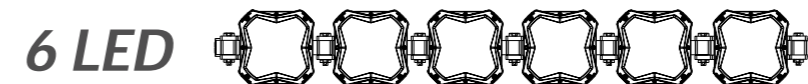
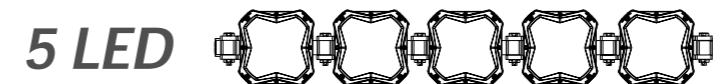
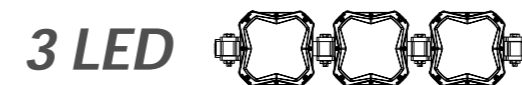

Part No. 20C02

LED WORK LIGHT TERRA 20'

Material:	Aluminum	Beam pattern:	Spot+DRL
Voltage:	9-30VDC	Cable:	3m
LED Chips:	3535*10	Waterproofing:	Ip68
Power:	120W/12V@10A	Operating temperature:	-40 -85°C
Lm(Theoretical):	10000LM	certificate:	ROHS. CE.
Color:	White+Amber		

DRIVING LIGHTS

SIX SPECIFICATIONS



Part No. AR-5C02-3P(4P/5P/6P/7P/8P)


LED DRIVING LIGHT TERRA 5'*1

Color:	White+Amber	Material:	Aluminum
Beampattern:	Spot+DRL	Voltage:	9-30V DC
Cable:	45cm	LEDChips:	P9+3030
Waterproof rating:	Ip68	Power:	78/104/130/156/182/208W
Operating temperature:	-40°C -85°C	Lm(Theoretical):	30000LM/40000LM/50000LM
certificate:	ROHS.CE		60000LM/70000LM/80000LM

***BRIGHT. DURABLE
DRIVING LIGHT***




BETTER MATERIALS BRIGHT. DURABLE



Part No. 4C01 LED DRIVING LIGHT TERRA 7'

Material:	Aluminum	Beam pattern:	flood+spot
Voltage:	9-30V DC	Cable:	3M
LED Chips:	3570+5050*5	Waterproof rating:	IP68
Power:	65W/12V@5.4A	Operating temperature:	-40 -85
Lm(Theoretical):	12000LM	certificate:	ROHS. CE.
lux:	1 lux@631m	Packing:	5Set/CTN(53×34×26cm)
Color :	White+Amber		




Part No. kS60 LED DRIVING LIGHT TERRA 7'

Material:	Aluminum	Beam pattern:	spot
Voltage:	9-30V DC	Cable:	3M
LED Chips:	3570	Waterproof rating:	IP68
Power:	16.9W/12V@1.4A	Operating temperature:	-40 -85
Lm(Theoretical):	6000LM	certificate:	ROHS. CE.
lux:	1 lux@138m	Packing:	2Set/CTN(43.5×33.5×26cm)
Color :	White		



Part No. 7C01 LED DRIVING LIGHT TERRA 7'

Material:	Aluminum	Beam pattern:	spot
Voltage:	9-30V DC	Cable:	3M
LED Chips:	p9+5050*11	Waterproof rating:	IP68
Power:	59W/12V@4.9A	Operating temperature:	-40°C -85°C
Lm(Theoretical):	12000LM	certificate:	ROHS. CE.
lux:	1 lux@665m	Packing:	5Set/CTN(64×45×24cm)
Color :	White		



Part No. 9C01 LED DRIVING LIGHT TERRA 9'

Material:	Aluminum	Beam pattern:	spot
Voltage:	9-30V DC	Cable:	3M
LED Chips:	p9+5050*25	Waterproof rating:	IP68
Power:	108W/12V@9A	Operating temperature:	-40°C -85°C
Lm(Theoretical):	18000LM	certificate:	ROHS. CE.
lux:	1 lux@905m	Packing:	3Set/CTN(64×28×38cm)
Color :	White		

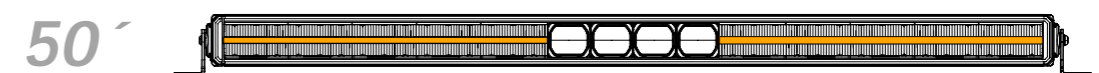
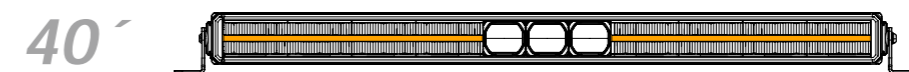
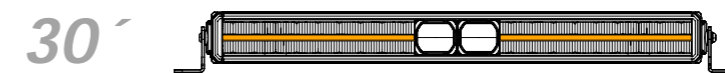
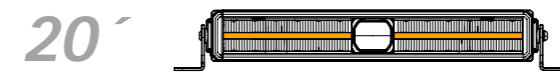
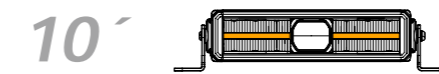

LED LIGHT BAR



TAKE US ON YOUR NEXT ADVENTURE

Crafted for durability, they boast an IP65 dustproof and waterproof rating. Their protective capabilities make them ideal for all harsh environments. No matter where your adventure takes you.

Choose from various sizes and power outputs up to 26,000 lumens to find the perfect fit for your off-road needs. Light up your path with LED light bars and explore the night like never before.




Part No. RL2C

PROFESSIONAL BLACK LONG STRIP LIGHT 10' 20' 30' 40' 50' LED

Material:	Aluminum
Voltage:	9-30V DC
LED Chips:	2525
Power:	30/45/70/100/130W
Lm(Theoretical):	6000/9000/14000/20000/26000LM
Color :	White+Amber

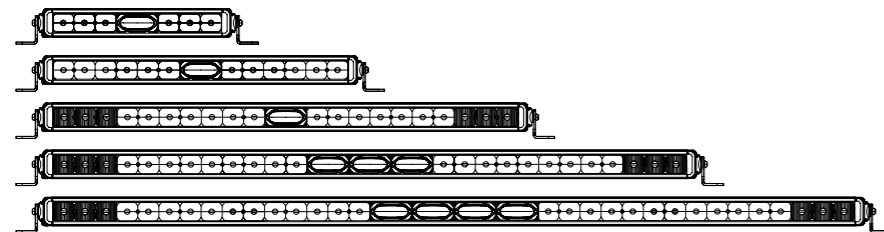
Beam pattern:	spot+DRL
Cable:	45cm
Waterproof rating:	IP68
Operating temperature:	-40°C -85°C
certificate:	ROHS. CE.



CHOOSE THE RIGHT LIGHT, AND CONQUER THE DARKNESS.



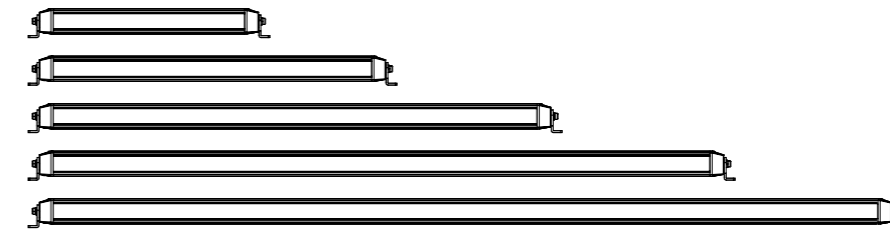
Part No. RS1TJ
PROFESSIONAL BLACK LONG STRIP LIGHT 10' 20' 30' 40' 50' LED



Material:	Aluminum	Beam pattern:	spot
Voltage:	9-30V DC	Cable:	45cm
LED Chips:	2525	Waterproof rating:	IP68
Power:	20/30/45/65/83W	Dperating temperature:	-40°C -85°C
Lm(Theoretical):	4000/6000/9000/13000/16600LM	certificate:	ROHS. CE.
Color :	White		



Part No. RS1C
PROFESSIONAL BLACK LONG STRIP LIGHT 10' 20' 30' 40' 50' LED



Material:	Aluminum	Beam pattern:	spot
Voltage:	9-30V DC	Cable:	45cm
LED Chips:	3030	Waterproof rating:	IP68
Power:	35/70/110/147/175W	Dperating temperature:	-40°C -85°C
Lm(Theoretical):	6000/9000/14000/20000/26000LM	certificate:	ROHS. CE.
Color :	White		

LED DRIVING LIGHTS



Part No. 7R01
LED DRIVING LIGHT TERRA 7'

Material:	Aluminum	Beam pattern:	spot+DRL
Voltage:	9-36V DC	Cable:	60cm
LED Chips:	3535 (5W) *14pcs	Waterproof rating:	IP68
Power:	61W/12V@5.1A	Dperating temperature:	-40°C -85°C
Lm(Theoretical):	14000LM	certificate:	ROHS. CE.
lux:	1 lux@1109m	Packing:	5Pcs/CTN(69*34.5*29.5cm)
Color :	Whitet+Amber		



Part No. 7R02
LED DRIVING LIGHT TERRA 7'

Material:	Aluminum	Beam pattern:	spot+DRL
Voltage:	9-36V DC	Cable:	60cm
LED Chips:	3535 (5W) *14pcs	Waterproof rating:	IP68
Power:	51W/12V@4.2A	Dperating temperature:	-40°C -85°C
Lm(Theoretical):	14000LM	certificate:	ROHS. CE.
lux:	1 lux@1062m	Packing:	5Pcs/CTN(69*34.5*29.5cm)
Color :	Whitet+Amber		



Part No. 58S1
LED DRIVING LIGHT TERRA 7'

Material:	Aluminum	Beam pattern:	spot+DRL
Voltage:	9-36V DC	Cable:	60cm
LED Chips:	3535 (10W) *9pcs	Waterproof rating:	IP68
Power:	55W/12V@4.55A	Dperating temperature:	-40°C -85°C
Lm(Theoretical):	383LM	certificate:	ROHS. CE.
lux:	1 lux@493m	Packing:	5Pcs/CTN(69*34.5*29.5cm)
Color :	Whitet+Amber		



Part No. 7R04
LED DRIVING LIGHT TERRA 7'

Material:	Aluminum	Beam pattern:	spot+DRL
Voltage:	9-36V DC	Cable:	60cm
LED Chips:	3535 (10W) *9pcs	Waterproof rating:	IP68
Power:	56.6W/12V@4.7A	Dperating temperature:	-40°C -85°C
Lm(Theoretical):	13500LM	certificate:	ROHS. CE.
lux:	1 lux@823m	Packing:	5Pcs/CTN(69*34.5*29.5cm)
Color :	Whitet+Amber		



Part No. 7R05
LED DRIVING LIGHT TERRA 7'

Material:	Aluminum	Beam pattern:	spot+DRL
Voltage:	9-36V DC	Cable:	60cm
LED Chips:	3535 (5W) *12pcs	Waterproof rating:	IP68
Power:	51W/12V@4.2A	Dperating temperature:	-40°C -85°C
Lm(Theoretical):	12000LM	certificate:	ROHS. CE.
lux:	1 lux@999m	Packing:	5Pcs/CTN(69*34.5*29.5cm)
Color :	Whitet+Amber		



***BLAST THROUGH DARKNESS
DRIVE WORRY-FREE***



Part No. 9R01
LED DRIVING LIGHT TERRA 9'

Material:	Aluminum	Beam pattern:	spot+DRL
Voltage:	9-36V DC	Cable:	55cm
LED Chips:	3535 (5W) *14pcs	Waterproof rating:	IP68
Power:	105W/12V@8.7A	Dperating temperature:	-40°C -85°C
Lm(Theoretical):	14000LM	certificate:	ROHS. CE.ECE
lux:	1 lux@1010m	Packing:	10Pcs/CTN(69*34.5*29.5cm)
Color :	Whitet+Amber		



Part No. 9R02
LED DRIVING LIGHT TERRA 9'

Material:	Aluminum	Beam pattern:	spot+DRL
Voltage:	9-36V DC	Cable:	55cm
LED Chips:	3535 (5W) *24pcs	Waterproof rating:	IP68
Power:	97W/12V@8A	Dperating temperature:	-40°C -85°C
Lm(Theoretical):	24000LM	certificate:	ROHS. CE.ECE
lux:	1 lux@1296m	Packing:	10Pcs/CTN(69*34.5*29.5cm)
Color :	Whitet+Amber		



Part No. 9R03
LED DRIVING LIGHT TERRA 9'

Material:	Aluminum	Beam pattern:	spot+DRL
Voltage:	9-36V DC	Cable:	55cm
LED Chips:	3535 (5W) *19pcs	Waterproof rating:	IP68
Power:	94W/12V@7.8A	Dperating temperature:	-40°C -85°C
Lm(Theoretical):	19000LM	certificate:	ROHS. CE.ECE
lux:	1 lux@989m	Packing:	10Pcs/CTN(69*34.5*29.5cm)
Color :	Whitet+Amber		



Part No. 9R04
LED DRIVING LIGHT TERRA 9'

Material:	Aluminum	Beam pattern:	spot+DRL
Voltage:	9-36V DC	Cable:	55cm
LED Chips:	3535 (5W) *20pcs	Waterproof rating:	IP68
Power:	90.5W/12V@7.5A	Dperating temperature:	-40°C -85°C
Lm(Theoretical):	20000LM	certificate:	ROHS. CE.ECE
lux:	1 lux@1133m	Packing:	10Pcs/CTN(69*34.5*29.5cm)
Color :	Whitet+Amber		



Part No. 9R05
LED DRIVING LIGHT TERRA 9'

Material:	Aluminum	Beam pattern:	spot+DRL
Voltage:	9-36V DC	Cable:	55cm
LED Chips:	3535 (5W) *14pcs	Waterproof rating:	IP68
Power:	104W/12V@8.6A	Dperating temperature:	-40°C -85°C
Lm(Theoretical):	14000LM	certificate:	ROHS. CE.ECE
lux:	1 lux@1133m	Packing:	10Pcs/CTN(69*34.5*29.5cm)
Color :	Whitet+Amber		



Part No. 10C01
LED DRIVING LIGHT TERRA 10'

Material:	Aluminum	Beam pattern:	spot+DRL
Voltage:	9-36V DC	Cable:	45cm
LED Chips:	3535 (5W) *10pcs	Waterproof rating:	IP68
Power:	44.6W/12V@3.7A	Dperating temperature:	-40°C -85°C
Lm(Theoretical):	10000LM	certificate:	ROHS. CE.
lux:	1 lux@905m	Packing:	10Pcs/CTN(60*30.5*41.5cm)
Color :	Whitet+Amber		



Part No. 10C02
LED DRIVING LIGHT TERRA 10'

Material:	Aluminum	Beam pattern:	spot+DRL
Voltage:	9-36V DC	Cable:	45cm
LED Chips:	3535 (5W) *19pcs	Waterproof rating:	IP68
Power:	60W/12V@5A	Dperating temperature:	-40°C -85°C
Lm(Theoretical):	19000LM	certificate:	ROHS. CE.
lux:	1 lux@929m	Packing:	10Pcs/CTN(60*30.5*41.5cm)
Color :	Whitet+Amber		



Part No. 10C03
LED DRIVING LIGHT TERRA 10'

Material:	Aluminum	Beam pattern:	spot+DRL
Voltage:	9-36V DC	Cable:	45cm
LED Chips:	3535 (5W) *12pcs	Waterproof rating:	IP68
Power:	57W/12V@4.75A	Dperating temperature:	-40°C -85°C
Lm(Theoretical):	12000LM	certificate:	ROHS. CE.
lux:	1 lux@885m	Packing:	10Pcs/CTN(60*30.5*41.5cm)
Color :	Whitet+Amber		



Part No. 10C04
LED DRIVING LIGHT TERRA 10'

Material:	Aluminum	Beam pattern:	spot+DRL
Voltage:	9-36V DC	Cable:	45cm
LED Chips:	3535 (10W) *8pcs	Waterproof rating:	IP68
Power:	43W/12V@3.6A	Dperating temperature:	-40°C -85°C
Lm(Theoretical):	12000LM	certificate:	ROHS. CE.
lux:	1 lux@760m	Packing:	10Pcs/CTN(60*30.5*41.5cm)
Color :	Whitet+Amber		



Part No. 10C05
LED DRIVING LIGHT TERRA 10'

Material:	Aluminum	Beam pattern:	spot+DRL
Voltage:	9-36V DC	Cable:	45cm
LED Chips:	3535 (5W) *12pcs	Waterproof rating:	IP68
Power:	53.6W/12V@4.4A	Dperating temperature:	-40°C -85°C
Lm(Theoretical):	12000LM	certificate:	ROHS. CE.
lux:	1 lux@585m	Packing:	10Pcs/CTN(60*30.5*41.5cm)
Color :	Whitet+Amber		

LED POD MOUNTED LIGHT



Part No. BF4-10
LED POD-MOUNTED LIGHT TERRA 4'

Material:	Aluminum	Beam pattern:	spot
Voltage:	9-32V DC	Cable:	3M
LED Chips:	3030*10+24	Waterproof rating:	IP68
Power:	38.3W/12V@3.18A	Operating temperature:	-40°C -85°C
Lm(Theoretical):	2600LM	certificate:	ROHS. CE.
lux:	1 lux@529m	Packing:	5Pcs/CTN(34×27.5×46.5CM)
Color :	White+Yellow		



Part No. BF4-9
LED POD-MOUNTED LIGHT TERRA 4'

Material:	Aluminum	Beam pattern:	spot
Voltage:	9-32V DC	Cable:	3M
LED Chips:	3030*9+11	Waterproof rating:	IP68
Power:	32.5W/12V@2.7A	Operating temperature:	-40°C -85°C
Lm(Theoretical):	2600LM	certificate:	ROHS. CE.
lux:	1 lux@555m	Packing:	5Pcs/CTN(34×27.5×46.5CM)
Color :	White+Yellow		



Part No. BF4-14
LED POD-MOUNTED LIGHT TERRA 4'

Material:	Aluminum	Beam pattern:	spot
Voltage:	9-32V DC	Cable:	3M
LED Chips:	3030*14+20	Waterproof rating:	IP68
Power:	41W/12V@3.4A	Operating temperature:	-40°C -85°C
Lm(Theoretical):	2600LM	certificate:	ROHS. CE.
lux:	1 lux@664m	Packing:	5Pcs/CTN(34×27.5×46.5CM)
Color :	White+Yellow		



Part No. BF3-A4
LED POD-MOUNTED LIGHT TERRA 3'

Material:	Aluminum	Beam pattern:	spot
Voltage:	9-32V DC	Cable:	3M
LED Chips:	3030*4+18	Waterproof rating:	IP68
Power:	18.5W/12V@1.5A 【1pcs】	Operating temperature:	-40°C -85°C
Lm(Theoretical):	4400LM	certificate:	ROHS. CE.
lux:	1 lux@265m	Packing:	10Pcs/CTN(47.5×41.5×26CM)
Color :	White+Yellow		



Part No. BF3-A4X
LED POD-MOUNTED LIGHT TERRA 3'

Material:	Aluminum	Beam pattern:	spot
Voltage:	9-32V DC	Cable:	3M
LED Chips:	3030*4+12	Waterproof rating:	IP68
Power:	18W/12V@1.5A 【1pcs】	Operating temperature:	-40°C -85°C
Lm(Theoretical):	3200LM	certificate:	ROHS. CE.
lux:	1 lux@300m	Packing:	10Pcs/CTN(47.5×41.5×26CM)
Color :	White+Yellow		



Part No. BF3-A6
LED POD-MOUNTED LIGHT TERRA 3'

Material:	Aluminum	Beam pattern:	spot+flood
Voltage:	9-32V DC	Cable:	3M
LED Chips:	3030*6+6	Waterproof rating:	IP68
Power:	17.8W/12V@1.48A【1pcs】	Dperating temperature:	-40°C -85°C
Lm(Theoretical):	2400 LM	certificate:	ROHS. CE.
lux:	1 lux@244m	Packing:	10Pcs/CTN(47.5×41.5×26CM)
Color :	White+Yellow		



Part No. BF3-B6
LED POD-MOUNTED LIGHT TERRA 3'

Material:	Aluminum	Beam pattern:	spot+flood
Voltage:	9-32V DC	Cable:	3M
LED Chips:	3030*6+6	Waterproof rating:	IP68
Power:	17.8W/12V@1.47A	Dperating temperature:	-40°C -85°C
Lm(Theoretical):	2400LM	certificate:	ROHS. CE.
lux:	1 lux@231m	Packing:	10Pcs/CTN(47.5×41.5×26CM)
Color :	White+Yellow		



Part No. BF3-B4
LED POD-MOUNTED LIGHT TERRA 3'

Material:	Aluminum	Beam pattern:	spot
Voltage:	9-32V DC	Cable:	3M
LED Chips:	3030*4+18	Waterproof rating:	IP68
Power:	18.6W/12V@1.54A	Dperating temperature:	-40°C -85°C
Lm(Theoretical):	4400 LM	certificate:	ROHS. CE.
lux:	1 lux@276m	Packing:	10Pcs/CTN(47.5×41.5×26CM)
Color :	White+Yellow		



Part No. BF3-B4X
LED POD-MOUNTED LIGHT TERRA 3'

Material:	Aluminum	Beam pattern:	spot
Voltage:	9-32V DC	Cable:	3M
LED Chips:	3030*4+12	Waterproof rating:	IP68
Power:	8.8W/12V@0.73A	Dperating temperature:	-40°C -85°C
Lm(Theoretical):	3200LM	certificate:	ROHS. CE..
lux:	1 lux@240m	Packing:	10Pcs/CTN(47.5×41.5×26CM)
Color :	White+Yellow		



Part No. BF6-1F-5
LED POD-MOUNTED LIGHT TERRA 6'

Material:	Aluminum	Beam pattern:	spot
Voltage:	9-32V DC	Cable:	3M
LED Chips:	3030*5+7	Waterproof rating:	IP68
Power:	18W/12V@1.5A	Dperating temperature:	-40°C -85°C
Lm(Theoretical):	2600LM	certificate:	ROHS. CE..
lux:	1 lux@288m	Packing:	10Pcs/CTN(47.5×41.5×26CM)
Color :	White+Yellow		



Part No. BF6-1F-6
LED POD-MOUNTED LIGHT TERRA 6'

Material:	Aluminum	Beam pattern:	spot
Voltage:	9-32V DC	Cable:	3M
LED Chips:	3030*6	Waterproof rating:	IP68
Power:	17.8W/12V@1.48A	Dperating temperature:	-40°C -85°C
Lm(Theoretical):	2600LM	certificate:	ROHS. CE.
lux:	1 lux@240m	Packing:	10Pcs/CTN(47.5×41.5×26CM)
Color :	White+Yellow		



Part No. BF6-1F-4
LED POD-MOUNTED LIGHT TERRA 6'

Material:	Aluminum	Beam pattern:	Beam pattern: Flood
Voltage:	9-32V DC	Cable:	3M
LED Chips:	3030*4	Waterproof rating:	IP68
Power:	19.8W/12V@1.65A	Dperating temperature:	-40°C -85°C
Lm(Theoretical):	2600LM	certificate:	ROHS. CE.
lux:	1 lux@84m	Packing:	10Pcs/CTN(47.5×41.5×26CM)
Color :	White+Yellow		



Part No. BF3-A20
LED POD-MOUNTED LIGHT TERRA 3'

Material:	Aluminum	Beam pattern:	flood
Voltage:	9-32V DC	Cable:	3M
LED Chips:	3030*20	Waterproof rating:	IP68
Power:	18.6W/12V@1.54A【1pcs】	Dperating temperature:	-40°C -85°C
Lm(Theoretical):	2000LM	certificate:	ROHS. CE.
lux:	1 lux@57m	Packing:	10Pcs/CTN(45.5×38×24.5CM)
Color :	White		



Part No. BF3-B20
LED POD-MOUNTED LIGHT TERRA 3'


Material:	Aluminum	Beam pattern:	flood
Voltage:	9-32V DC	Cable:	3M
LED Chips:	3030*20	Waterproof rating:	IP68
Power:	18.3W/12V@1.51A	Dperating temperature:	-40°C -85°C
Lm(Theoretical):	2000LM	certificate:	ROHS. CE.
lux:	1 lux@59m	Packing:	10Pcs/CTN(45.5×38×24.5CM)
Color :	White		



Part No. BF6-1F-20
LED POD-MOUNTED LIGHT TERRA 6'

Material:	Aluminum	Beam pattern:	Flood
Voltage:	9-32V DC	Cable:	3M
LED Chips:	3030*20	Waterproof rating:	IP68
Power:	17.8W/12V@1.48A	Dperating temperature:	-40°C -85°C
Lm(Theoretical):	2000LM	certificate:	ROHS. CE..
lux:	1 lux@85m	Packing:	10Pcs/CTN(45.5×38×24.5CM)
Color :	White		

LED WORK LIGHT



Part No. 3C-BW-F-F16

LED WORK LIGHT TERRA 3'

Material:	Aluminum	Beam pattern:	flood
Voltage:	9-32V DC	Cable:	25cm
LED Chips:	3030*16	Waterproof rating:	IP68
Power:	14.81W/12V@1.23A	Operating temperature:	-40°C -85°C
Lm(Theoretical):	3200LM	certificate:	ROHS. CE.
lux:	1 lux@61m	Packing:	50Pcs/CTN(58×24×27CM)
Color :	White + Yelliw		



Part No. 4C-BW-F-F64

LED WORK LIGHT TERRA 4'

Material:	Aluminum	Beam pattern:	flood
Voltage:	9-32V DC	Cable:	25cm
LED Chips:	3030*64+4	Waterproof rating:	IP68
Power:	24W/12V@2A	Operating temperature:	-40°C -85°C
Lm(Theoretical):	6800LM	certificate:	ROHS. CE.
lux:	1 lux@81m	Packing:	50Pcs/CTN(67×27×34cm)
Color :	White + Yelliw		



Part No. 4C-BW-F-Y44

LED WORK LIGHT TERRA 4'

Material:	Aluminum	Beam pattern:	flood
Voltage:	9-32V DC	Cable:	25cm
LED Chips:	3030*44+4	Waterproof rating:	IP68
Power:	26W/12V@2.13A	Operating temperature:	-40°C -85°C
Lm(Theoretical):	4800LM	certificate:	ROHS. CE.
lux:	1 lux@90m	Packing:	50Pcs/CTN(67×27×34cm)
Color :	White + Yelliw		



Part No. 35C-BW-F-F29

LED WORK LIGHT TERRA 3.5'

Material:	Aluminum	Beam pattern:	flood
Voltage:	9-32V DC	Cable:	25cm
LED Chips:	3030*29+6	Waterproof rating:	IP68
Power:	24W/12V@1.97A	Operating temperature:	-40°C -85°C
Lm(Theoretical):	3500LM	certificate:	ROHS. CE.
lux:	1 lux@78m	Packing:	50Pcs/CTN(67×27×34cm)
Color :	White + Yelliw		



Part No. 45C-BW-F-F32

LED WORK LIGHT TERRA 4.5'

Material:	Aluminum	Beam pattern:	flood
Voltage:	9-32V DC	Cable:	25cm
LED Chips:	3030*32+3	Waterproof rating:	IP68
Power:	25W/12V@2.1A	Operating temperature:	-40°C -85°C
Lm(Theoretical):	3200LM	certificate:	ROHS. CE.
lux:	1 lux@77m	Packing:	50Pcs/CTN(67×27×34cm)
Color :	White + Yelliw		



Part No. 55C-BW-F-T36

LED WORK LIGHT TERRA 5.5'

Material:	Aluminum	Beam pattern:	flood
Voltage:	9-32V DC	Cable:	25cm
LED Chips:	L3030*36+4	Waterproof rating:	IP68
Power:	24W/12V@2A	Operating temperature:	-40°C -85°C
Lm(Theoretical):	4000LM	certificate:	ROHS. CE.
lux:	1 lux@79m	Packing:	50Pcs/CTN(67×27×34cm)
Color :	White + Yellow		



Part No. 57C-BW-F-F48

LED WORK LIGHT TERRA 5.7'

Material:	Aluminum	Beam pattern:	flood
Voltage:	9-32V DC	Cable:	25cm
LED Chips:	3030*48+4	Waterproof rating:	IP68
Power:	24.9W/12V@2.05A	Operating temperature:	-40°C -85°C
Lm(Theoretical):	5200LM	certificate:	ROHS. CE.
lux:	1 lux@81m	Packing:	50Pcs/CTN(35×27×32.5cm)
Color :	White + Yellow		



Part No. 3C-BW-F-F4

LED WORK LIGHT TERRA 3'

Material:	Aluminum	Beam pattern:	flood
Voltage:	9-36V DC	Cable:	25cm
LED Chips:	3030*4	Waterproof rating:	IP68
Power:	15W/12V@1.24A	Operating temperature:	-40°C -85°C
Lm(Theoretical):	3200LM	certificate:	ROHS. CE.
lux:	1 lux@49m	Packing:	50Pcs/CTN(58×24×27cm)
Color :	White		



Part No. 4C-F64F

LED WORK LIGHT TERRA 4'

Material:	Aluminum	Beam pattern:	flood
Voltage:	9-36V DC	Cable:	25cm
LED Chips:	3030*64	Waterproof rating:	IP68
Power:	24.87W/12V@2.05A	Operating temperature:	-40°C -85°C
Lm(Theoretical):	6400LM	certificate:	ROHS. CE.ECE
lux:	1 lux@74m	Packing:	50Pcs/CTN(68×27.5×32cm)
Color :	White		



Part No. 4C-Y32F

LED WORK LIGHT TERRA 4.5'

Material:	Aluminum	Beam pattern:	flood
Voltage:	9-36V DC	Cable:	25cm
LED Chips:	3030*32	Waterproof rating:	IP68
Power:	25W/12V@2.06A	Operating temperature:	-40°C -85°C
Lm(Theoretical):	3200LM	certificate:	ROHS. CE.ECE
lux:	1 lux@77m	Packing:	50Pcs/CTN(68×27.5×32cm)
Color :	White		



Part No. 35C-F32F

LED WORK LIGHT TERRA 3.5'

Material:	Aluminum	Beam pattern:	flood
Voltage:	9-32V DC	Cable:	25cm
LED Chips:	3030*32	Waterproof rating:	IP68
Power:	25W/12V@2.08A	Operating temperature:	-40°C -85°C
Lm(Theoretical):	3200LM	certificate:	ROHS. CE.ECE
lux:	1 lux@77m	Packing:	50Pcs/CTN(68×27.5×32cm)
Color :	White		



Part No. 45C-F32F

LED WORK LIGHT TERRA 4.5'

Material:	Aluminum	Beam pattern:	flood
Voltage:	9-36V DC	Cable:	25cm
LED Chips:	3030*32	Waterproof rating:	IP68
Power:	24.8W/12V@2.04A	Operating temperature:	-40°C -85°C
Lm(Theoretical):	3200LM	certificate:	ROHS. CE.ECE
lux:	1 lux@73m	Packing:	50Pcs/CTN(68×27.5×32cm)
Color :	White		



Part No. 55C-T36F

LED WORK LIGHT TERRA 5.5'

Material:	Aluminum	Beam pattern:	flood
Voltage:	9-36V DC	Cable:	25cm
LED Chips:	3030*36pcs	Waterproof rating:	IP68
Power:	25.7W/12V@2.12A	Operating temperature:	-40°C -85°C
Lm(Theoretical):	3600LM	certificate:	ROHS. CE.ECE
lux:	1 lux@72m	Packing:	50Pcs/CTN(63×34×33cm)
Color :	White		



Part No. 57C-F48F

LED WORK LIGHT TERRA 5.7'

Material:	Aluminum	Beam pattern:	flood
Voltage:	9-36V DC	Cable:	25cm
LED Chips:	3030*48pcs	Waterproof rating:	IP68
Power:	24.9W/12V@2.05A	Operating temperature:	-40°C -85°C
Lm(Theoretical):	4800LM	certificate:	ROHS. CE.ECE
lux:	1 lux@78m	Packing:	20Pcs/CTN(35×27×32.5cm)
Color :	White		

OEM CUSTOMIZATION



This area supports custom patterns, allowing you to create your own unique style.

Part No. 4C-BQ-F
LED WORK LIGHT TERRA 4'



Material:	Aluminum	Beam pattern:	spot
Voltage:	9-36V DC	Cable:	26cm
LED Chips:	3030*12PCS	Waterproof rating:	IP68
Power:	13.7W/12V@1.13A	Dperating temperature:	-40°C -85°C
Lm(Theoretical):	2400LM	certificate:	ROHS, CE.
lux:	1 lux@189m	Packing:	50Pcs/CTN(68×27.5×32cm)
Color :	White		

Part No. 4C-BQ-Y
LED WORK LIGHT TERRA 4'



Material:	Aluminum	Beam pattern:	spot
Voltage:	9-36V DC	Cable:	26cm
LED Chips:	3030*8PCS	Waterproof rating:	IP68
Power:	14.4W/12V@1.2A	Dperating temperature:	-40°C -85°C
Lm(Theoretical):	1600LM	certificate:	ROHS, CE.
lux:	1 lux@239m	Packing:	50Pcs/CTN(68×27.5×32cm)
Color :	White		

Part No. 55C-BQ-T
LED WORK LIGHT TERRA 4.5'




Material:	Aluminum	Beam pattern:	spot+DRL
Voltage:	9-36V DC	Cable:	27cm
LED Chips:	3030*8pcs	Waterproof rating:	IP68
Power:	18.6W/12V@1.55A	Dperating temperature:	-40°C -85°C
Lm(Theoretical):	2000LM	certificate:	ROHS, CE.
lux:	1 lux@229m	Packing:	50Pcs/CTN(68×27.5×32cm)
Color :	White		

MULTICOLOR SWITCHING



This lamp has multiple color lights, change at will for different moods.



Part No. 4C-F1-RGB
LED WORK LIGHT TERRA 4'



Material:	Aluminum	Beam pattern:	spot
Voltage:	9-36V DC	Cable:	26cm
LED Chips:	3570*1PCS	Waterproof rating:	IP68
Power:	16.6W/12V@1.38A	Dperating temperature:	-40°C -85°C
Lm(Theoretical):	4500LM	certificate:	ROHS, CE.ECE
lux:	1 lux@296m	Packing:	50Pcs/CTN(68×27.5×32cm)
Color :	RGB		

Part No. 4C-Y1-RGB
LED WORK LIGHT TERRA 4'



Material:	Aluminum	Beam pattern:	spot
Voltage:	9-36V DC	Cable:	26cm
LED Chips:	3570*1	Waterproof rating:	IP68
Power:	15.4W/12V@1.27A	Dperating temperature:	-40°C -85°C
Lm(Theoretical):	4500LM	certificate:	ROHS, CE.ECE
lux:	1 lux@281m	Packing:	50Pcs/CTN(68×27.5×32cm)
Color :	RGB		



Part No. 4C-SQ-Y2
LED WORK LIGHT TERRA 4'

Material:	Aluminum	Beam pattern:	flood
Voltage:	9-36V DC	Cable:	26cm
LED Chips:	3030*96PCS	Waterproof rating:	IP68
Power:	14.8W/12V@1.2A	Operating temperature:	-40°C -85°C
Lm(Theoretical):	9600	certificate:	ROHS. CE.
lux:	1 lux@50m	Packing:	50Pcs/CTN(68×27.5×32cm)
Color :	White+Amber		



Part No. 4C-SQ-Y3
LED WORK LIGHT TERRA 4'

Material:	Aluminum	Beam pattern:	flood
Voltage:	9-36V DC	Cable:	26cm
LED Chips:	3030*44PCS	Waterproof rating:	IP68
Power:	14.7W/12V@1.2A	Operating temperature:	-40°C -85°C
Lm(Theoretical):	4400	certificate:	ROHS. CE.
lux:	1 lux@60m	Packing:	50Pcs/CTN(68×27.5×32cm)
Color :	White+Amber		



Part No. 4C-SQ-Y1
LED WORK LIGHT TERRA 4'

Material:	Aluminum	Beam pattern:	flood
Voltage:	9-36V DC	Cable:	26cm
LED Chips:	3030*48PCS	Waterproof rating:	IP68
Power:	15W/12V@1.23A	Operating temperature:	-40°C -85°C
Lm(Theoretical):	4800	certificate:	ROHS. CE.
lux:	1 lux@60m	Packing:	50Pcs/CTN(68×27.5×32cm)
Color :	White+Amber		



Part No. 4C-SQ-F3
LED WORK LIGHT TERRA 4'

Material:	Aluminum	Beam pattern:	flood
Voltage:	9-36V DC	Cable:	26cm
LED Chips:	3030*100PCS	Waterproof rating:	IP68
Power:	14W/12V@1.2A	Operating temperature:	-40°C -85°C
Lm(Theoretical):	10000	certificate:	ROHS. CE.
lux:	1 lux@54m	Packing:	50Pcs/CTN(68×27.5×32cm)
Color :	White+Amber		



Part No. 4C-SQ-F1
LED WORK LIGHT TERRA 4'

Material:	Aluminum	Beam pattern:	flood
Voltage:	9-36V DC	Cable:	26cm
LED Chips:	3030*64PCS	Waterproof rating:	IP68
Power:	15.1 W/12V@1.25A	Operating temperature:	-40°C -85°C
Lm(Theoretical):	6400	certificate:	ROHS. CE.
lux:	1 lux@71m	Packing:	50Pcs/CTN(68×27.5×32cm)
Color :	White+Amber		



Part No. 4C-SQ-F2
LED WORK LIGHT TERRA 4'

Material:	Aluminum	Beam pattern:	flood
Voltage:	9-36V DC	Cable:	26cm
LED Chips:	3030*72PCS	Waterproof rating:	IP68
Power:	15.4W/12V@1.27A	Operating temperature:	-40°C -85°C
Lm(Theoretical):	Lm(Theoretical):7200	certificate:	ROHS. CE.
lux:	1 lux@54m	Packing:	50Pcs/CTN(68×27.5×32cm)
Color :	White+Amber		



Part No. 55C-SQ-T1
LED WORK LIGHT TERRA 5.5'

Material:	Aluminum	Beam pattern:	flood
Voltage:	9-36V DC	Cable:	26cm
LED Chips:	3030*32+22PCS	Waterproof rating:	IP68
Power:	16W/12V@1.3A	Operating temperature:	-40°C -85°C
Lm(Theoretical):	9600	certificate:	ROHS. CE.
lux:	1 lux@68m	Packing:	50Pcs/CTN(68×27.5×32CM)
Color :	White+Amber		



Part No. 55C-SQ-T2
LED WORK LIGHT TERRA 5.5'

Material:	Aluminum	Beam pattern:	flood
Voltage:	9-36V DC	Cable:	26cm
LED Chips:	3030*25+22PCS	Waterproof rating:	IP68
Power:	16W/12V@1.3A	Operating temperature:	-40°C -85°C
Lm(Theoretical):	9600	certificate:	ROHS. CE.
lux:	1 lux@58m	Packing:	50Pcs/CTN(68×27.5×32CM)
Color :	White+Amber		



Part No. 55C-SQ-T3
LED WORK LIGHT TERRA 5.5'

Material:	Aluminum	Beam pattern:	flood
Voltage:	9-36V DC	Cable:	26cm
LED Chips:	3030*32+22PCS	Waterproof rating:	IP68
Power:	15.5W/12V@1.28A	Operating temperature:	-40°C -85°C
Lm(Theoretical):	9600	certificate:	ROHS. CE.
lux:	1 lux@57m	Packing:	50Pcs/CTN(68×27.5×32CM)
Color :	White+Amber		



Part No. 55C-SQ-T5
LED WORK LIGHT TERRA 5.5'

Material:	Aluminum	Beam pattern:	flood
Voltage:	9-36V DC	Cable:	26cm
LED Chips:	3030*32+22PCS	Waterproof rating:	IP68
Power:	16.5W/12V@1.36A	Operating temperature:	-40°C -85°C
Lm(Theoretical):	9600	certificate:	ROHS. CE.
lux:	1 lux@62m	Packing:	50Pcs/CTN(68×27.5×32CM)
Color :	White+Amber		

COLOURFUL

Paladin Series

Shine in vibrant style



Part No. 4C-SQ-Y1



7 AMBIENT LIGHT COLORS



ADVENTURE

BEGINS WITH ILLUMINATION

Black Warrior Series



Part No. 4C-BW-F10





Part No. 4C-BW-F10

LED WORK LIGHT TERRA 4'

Material:	Aluminum	Beam pattern:	spot+DRL
Voltage:	9-36V DC	Cable:	26cm
LED Chips:	3535*10PCS	Waterproof rating:	IP68
Power:	16.3W/12V@*1.36A	Operating temperature:	-40°C -85°C
Lm(Theoretical):	4500LM	certificate:	ROHS. CE.
lux:	1 lux@321m	Packing:	50Pcs/CTN(68×27.5×32cm)
Color :	White+Amber		



Part No. 4C-BW-Y8

LED WORK LIGHT TERRA 4'

Material:	Aluminum	Beam pattern:	spot+DRL
Voltage:	9-36V DC	Cable:	26cm
LED Chips:	3535*8	Waterproof rating:	IP68
Power:	17.5W/12V@1.45A	Operating temperature:	-40°C -85°C
Lm(Theoretical):	3600LM	certificate:	ROHS. CE.ECE
lux:	1 lux@321m	Packing:	50Pcs/CTN(68×27.5×32cm)
Color :	White+Amber		



Part No. 4C-BW-F14

LED WORK LIGHT TERRA 4'

Material:	Aluminum	Beam pattern:	spot+DRL
Voltage:	9-36V DC	Cable:	26cm
LED Chips:	3030*14PCS	Waterproof rating:	IP68
Power:	16.7W/12V@*1.4A	Operating temperature:	-40°C -85°C
Lm(Theoretical):	1400LM	certificate:	ROHS. CE.ECE
lux:	1 lux@331m	Packing:	50Pcs/CTN(68×27.5×32cm)
Color :	White+Amber		



Part No. 4C-BW-Y12

LED WORK LIGHT TERRA 4'

Material:	Aluminum	Beam pattern:	spot+DRL
Voltage:	9-36V DC	Cable:	26cm
LED Chips:	3030*12	Waterproof rating:	IP68
Power:	18W/12V@1.5A	Operating temperature:	-40°C -85°C
Lm(Theoretical):	3600LM	certificate:	ROHS. CE.ECE
lux:	1 lux@296m	Packing:	50Pcs/CTN(68×27.5×32cm)
Color :	White+Amber		



Part No. 4C-BW-F16

LED WORK LIGHT TERRA 4'

Material:	Aluminum	Beam pattern:	spot+DRL
Voltage:	9-36V DC	Cable:	26cm
LED Chips:	3030*16PCS	Waterproof rating:	IP68
Power:	17.3W/12V@*1.44A	Operating temperature:	-40°C -85°C
Lm(Theoretical):	1600LM	certificate:	ROHS. CE.ECE
lux:	1 lux@285m	Packing:	50Pcs/CTN(68×27.5×32cm)
Color :	White+Amber		



Part No. 4C-BW-Y15

LED WORK LIGHT TERRA 4'

Material:	Aluminum	Beam pattern:	spot+DRL
Voltage:	9-36V DC	Cable:	26cm
LED Chips:	3030*15	Waterproof rating:	IP68
Power:	17.9W/12V@1.48A	Operating temperature:	-40°C -85°C
Lm(Theoretical):	3600LM	certificate:	ROHS. CE.ECE
lux:	1 lux@241m	Packing:	50Pcs/CTN(68×27.5×32cm)
Color :	White+Amber		



Part No. 4C-BW-F16-JT

LED WORK LIGHT TERRA 4'

Material:	Aluminum	Beam pattern:	spot+DRL
Voltage:	9-36V DC	Cable:	26cm
LED Chips:	3030*16PCS	Waterproof rating:	IP68
Power:	18.8W/12V@1.56A	Operating temperature:	-40°C -85°C
Lm(Theoretical):	1600LM	certificate:	ROHS. CE.ECE
lux:	1 lux@276m	Packing:	50Pcs/CTN(68×27.5×32cm)
Color :	White+Amber		



Part No. 4C-BW-Y8-JT

LED WORK LIGHT TERRA 4'

Material:	Aluminum	Beam pattern:	spot+DRL
Voltage:	9-36V DC	Cable:	26cm
LED Chips:	3030*8PCS	Waterproof rating:	IP68
Power:	16.2W/12V@1.34A	Operating temperature:	-40°C -85°C
Lm(Theoretical):	1600LM	certificate:	ROHS. CE.ECE
lux:	1 lux@256m	Packing:	50Pcs/CTN(68×27.5×32cm)
Color :	White+Amber		



Part No. 4C-BW-F12-X

LED WORK LIGHT TERRA 4'

Material:	Aluminum	Beam pattern:	spot+DRL
Voltage:	9-36V DC	Cable:	26cm
LED Chips:	3030*12PCS	Waterproof rating:	IP68
Power:	18.8W/12V@1.56A	Operating temperature:	-40°C -85°C
Lm(Theoretical):	2400LM	certificate:	ROHS. CE.ECE
lux:	1 lux@312m	Packing:	50Pcs/CTN(68×27.5×32cm)
Color :	White+Amber		



Part No. 4C-BW-Y12-X

LED WORK LIGHT TERRA 4'

Material:	Aluminum	Beam pattern:	spot+DRL
Voltage:	9-36V DC	Cable:	26cm
LED Chips:	3030*12	Waterproof rating:	IP68
Power:	18.8W/12V@1.56A	Operating temperature:	-40°C -85°C
Lm(Theoretical):	2400LM	certificate:	ROHS. CE.ECE
lux:	1 lux@287m	Packing:	50Pcs/CTN(68×27.5×32cm)
Color :	White+Amber		



Part No. 45C-BW-F6
LED WORK LIGHT TERRA 4.5'

Material:	Aluminum	Beam pattern:	spot+DRL
Voltage:	9-36V DC	Cable:	27cm
LED Chips:	3535*6	Waterproof rating:	IP68
Power:	25.5W/12V@2.12A	Operating temperature:	-40°C -85°C
Lm(Theoretical):	2700LM	certificate:	ROHS. CE.ECE
lux:	1 lux@396m	Packing:	50Pcs/CTN(68×27.5×32cm)
Color :	White+Amber		



Part No. 45C-BW-F6X
LED WORK LIGHT TERRA 4.5'

Material:	Aluminum	Beam pattern:	spot+DRL
Voltage:	9-36V DC	Cable:	27cm
LED Chips:	3535*6	Waterproof rating:	IP68
Power:	24W/12V@2A	Operating temperature:	-40°C -85°C
Lm(Theoretical):	2700LM	certificate:	ROHS. CE.ECE
lux:	1 lux@304m	Packing:	50Pcs/CTN(68×27.5×32cm)
Color :	White+Amber		



Part No. 45C-BW-F8
LED WORK LIGHT TERRA 4.5'

Material:	Aluminum	Beam pattern:	spot+DRL
Voltage:	9-36V DC	Cable:	27cm
LED Chips:	3535*8	Waterproof rating:	IP68
Power:	25.5W/12V@2.12A	Operating temperature:	-40°C -85°C
Lm(Theoretical):	3600LM	certificate:	ROHS. CE.ECE
lux:	1 lux@306m	Packing:	50Pcs/CTN(68×27.5×32cm)
Color :	White+Amber		



Part No. 5C-BW-F6
LED WORK LIGHT TERRA 5'

Material:	Aluminum	Beam pattern:	spot+DRL
Voltage:	9-36V DC	Cable:	27cm
LED Chips:	3535*6	Waterproof rating:	IP68
Power:	21W/12V@1.74A	Operating temperature:	-40°C -85°C
Lm(Theoretical):	2700LM	certificate:	ROHS. CE.ECE
lux:	1 lux@259m	Packing:	50Pcs/CTN(68×27.5×32cm)
Color :	White+Amber		



Part No. 55C-BW-T10
LED WORK LIGHT TERRA 5.5'

Material:	Aluminum	Beam pattern:	spot+DRL
Voltage:	9-36V DC	Cable:	27cm
LED Chips:	3030*10pcs	Waterproof rating:	IP68
Power:	18W/12V@1.5A	Operating temperature:	-40°C -85°C
Lm(Theoretical):	2000LM	certificate:	ROHS. CE.ECE
lux:	1 lux@73m	Packing:	50Pcs/CTN(63×34×33cm)
Color :	Whitet+Amber		



Part No. 55C-BW-T8
LED WORK LIGHT TERRA 5.5'

Material:	Aluminum	Beam pattern:	spot+DRL
Voltage:	9-36V DC	Cable:	27cm
LED Chips:	3030*8pcs	Waterproof rating:	IP68
Power:	19W/12V@1.6A	Operating temperature:	-40°C -85°C
Lm(Theoretical):	1600LM	certificate:	ROHS. CE.ECE
lux:	1 lux@80m	Packing:	50Pcs/CTN(63×34×33cm)
Color :	Whitet+Amber		



Part No. 55C-BW-T8X
LED WORK LIGHT TERRA 5.5'

Material:	Aluminum	Beam pattern:	spot+DRL
Voltage:	9-36V DC	Cable:	27cm
LED Chips:	3030*8pcs	Waterproof rating:	IP68
Power:	19W/12V@1.6A	Operating temperature:	-40°C -85°C
Lm(Theoretical):	1600LM	certificate:	ROHS. CE.ECE
lux:	1 lux@319m	Packing:	50Pcs/CTN(63×34×33cm)
Color :	Whitet+Amber		



Part No. 55C-BW-T9
LED WORK LIGHT TERRA 5.5'

Material:	Aluminum	Beam pattern:	spot+DRL
Voltage:	9-36V DC	Cable:	27cm
LED Chips:	3030*9pcs	Waterproof rating:	IP68
Power:	19W/12V@1.6A	Operating temperature:	-40°C -85°C
Lm(Theoretical):	1800LM	certificate:	ROHS. CE.ECE
lux:	1 lux@82m	Packing:	50Pcs/CTN(63×34×33cm)
Color :	Whitet+Amber		



Part No. 57C-BW-18
LED WORK LIGHT TERRA 5.7'

Material:	Aluminum	Beam pattern:	spot+DRL
Voltage:	9-36V DC	Cable:	37cm
LED Chips:	3030*18	Waterproof rating:	IP68
Power:	34W/12V@2.8A	Operating temperature:	-40°C -85°C
Lm(Theoretical):	3600LM	certificate:	ROHS. CE.ECE
lux:	1 lux@266m	Packing:	20Pcs/CTN(35×27×32.5cm)
Color :	White+Amber		



Part No. 57C-BW-9
LED WORK LIGHT TERRA 5.7'

Material:	Aluminum	Beam pattern:	spot+DRL
Voltage:	9-36V DC	Cable:	37cm
LED Chips:	3030*9	Waterproof rating:	IP68
Power:	38W/12V@3.1A	Operating temperature:	-40°C -85°C
Lm(Theoretical):	1800LM	certificate:	ROHS. CE.ECE
lux:	1 lux@117m	Packing:	20Pcs/CTN(35×27×32.5cm)
Color :	White+Amber		



Part No. 57C-BW-11

LED WORK LIGHT TERRA 5.7'

Material:	Aluminum	Beam pattern:	spot+DRL
Voltage:	9-36V DC	Cable:	37cm
LED Chips:	3030*11	Waterproof rating:	IP68
Power:	38W/12V@3.16A	Dperating temperature:	-40°C -85°C
Lm(Theoretical):	2200LM	certificate:	ROHS. CE.ECE
lux:	1 lux@110m	Packing:	20Pcs/CTN(35×27×32.5cm)
Color :	White+Amber		



Part No. 4C-BW-37Y

LED WORK LIGHT TERRA 4'

Material:	Aluminum	Beam pattern:	spot+DRL
Voltage:	9-36V DC	Cable:	26cm
LED Chips:	3030*10	Waterproof rating:	IP68
Power:	16.7W/12V@1.38A	Dperating temperature:	-40°C -85°C
Lm(Theoretical):	2000LM	certificate:	ROHS. CE.ECE
lux:	1 lux@258m	Packing:	50Pcs/CTN(68×27.5×32cm)
Color :	White+Amber		



Part No. 4C-BW-37F

LED WORK LIGHT TERRA 4'

Material:	Aluminum	Beam pattern:	spot+DRL
Voltage:	9-36V DC	Cable:	26cm
LED Chips:	3030*12PCS	Waterproof rating:	IP68
Power:	16.5W/12V@1.36A	Dperating temperature:	-40°C -85°C
Lm(Theoretical):	1200LM	certificate:	ROHS. CE.ECE
lux:	1 lux@239m	Packing:	50Pcs/CTN(68×27.5×32cm)
Color :	White+Amber		



Part No. 4S1

LED WORK LIGHT TERRA 4'

Material:	Aluminum	Beam pattern:	Spot/Flood
Voltage:	9-30V DC	Cable:	37cm
LED Chips:	3535*9	Waterproof rating:	IP68
Power:	24.95W/12V@2.07A	Dperating temperature:	-40°C -85°C
Lm(Theoretical):	2700LM	certificate:	ROHS. CE.
lux:	1 lux@438m	Packing:	20Pcs/CTN(38×27×38cm)
Color :	White		



Part No. 4R1

LED WORK LIGHT TERRA 4'

Material:	Aluminum	Beam pattern:	Spot/Flood
Voltage:	9-30V DC	Cable:	37cm
LED Chips:	3535*9	Waterproof rating:	IP68
Power:	24.5W/12V@2.02A	Dperating temperature:	-40°C -85°C
Lm(Theoretical):	2700LM	certificate:	ROHS. CE.
lux:	1 lux@344m	Packing:	20Pcs/CTN(38×27×38cm)
Color :	White		



Part No. 58S1

LED WORK LIGHT TERRA 5.8'

Material:	Aluminum	Beam pattern:	Spot/Flood
Voltage:	9-30V DC	Cable:	37cm
LED Chips:	3535*12	Waterproof rating:	IP68
Power:	32.2W/12V@2.65A	Dperating temperature:	-40°C -85°C
Lm(Theoretical):	3600LM	certificate:	ROHS. CE.
lux:	1 lux@390m	Packing:	20Pcs/CTN(38×35×38cm)
Color :	White		



Part No. 5S1

LED WORK LIGHT TERRA 5.8'

Material:	Aluminum	Beam pattern:	Spot/Flood
Voltage:	9-30V DC	Cable:	37cm
LED Chips:	3535*16	Waterproof rating:	IP68
Power:	43.7W/12V@3.6A	Dperating temperature:	-40°C -85°C
Lm(Theoretical):	4800LM	certificate:	ROHS. CE.
lux:	1 lux@476m	Packing:	20Pcs/CTN(43×31×38cm)
Color :	White		



Part No. 5R1

LED WORK LIGHT TERRA 5'

Material:	Aluminum	Beam pattern:	Spot/Flood
Voltage:	9-30V DC	Cable:	37cm
LED Chips:	3535*16	Waterproof rating:	IP68
Power:	41.5W/12V@3.42A	Dperating temperature:	-40°C -85°C
Lm(Theoretical):	4800LM	certificate:	ROHS. CE.
lux:	1 lux@555m	Packing:	20Pcs/CTN(46×33×38cm)
Color :	White		

LED MOTORCYCLE LIGHTS



Part No. M-F1-R-W5
LED MOTORCYCLE LIGHTS

Material:	Aluminum	Color :	White+Golden
Voltage:	12-60V	Life:	50000H
LED Chips:	3570	Waterproof rating:	IP67
Power:	1.65A [1pcs 1.5A]	Light type:	spot
lux:	1 lux@291m		
Number of LEDs:	1LED		



Part No. KIT-M-N-7S
LED MOTORCYCLE LIGHTS

Material:	Aluminum	Color :	White
Voltage:	9-60V	Life:	50000H
LED Chips:	3535	Waterproof rating:	IP67
Power:	9.6A [1pcs 4.9A]	Light type:	spot
Number of LEDs:	7LED		



Part No. KIT-M-N-7F
LED MOTORCYCLE LIGHTS

Material:	Aluminum	Color :	White
Voltage:	9-60V	Life:	50000H
LED Chips:	3535	Waterproof rating:	IP67
Power:	9.6A [1pcs 5A]	Light type:	spot
Number of LEDs:	7LED		



Part No. KIT-M-N-7G
LED MOTORCYCLE LIGHTS

Material:	Aluminum	Color :	White+Golden
Voltage:	9-60V	Life:	50000H
LED Chips:	3570	Waterproof rating:	IP67
Power:	9.3A [1pcs 5.8A]	Light type:	spot
lux:	1 lux@492m		
Number of LEDs:	7LED		



Part No. KIT-M-N-7
LED MOTORCYCLE LIGHTS

Material:	Aluminum	Color :	White+Golden
Voltage:	9-60V	Life:	50000H
LED Chips:	3570	Waterproof rating:	IP67
Power:	9.3A [1pcs 4.6A]	Light type:	spot
lux:	1 lux@336m		
Number of LEDs:	7LED		



Part No. KIT-M-N-M1

LED MOTORCYCLE LIGHTS

Material: Aluminum
 Voltage: 9-60V
 LED Chips: 3570
 Number of LEDs: 1LED
 Power: 3.5A 【1pcs 1.6A】
 lux: 1 lux@262m

Color : White+Golden
 Life: 50000H
 Waterproof rating: IP67
 Light type: spot



Part No. KIT-M-N-S1

LED MOTORCYCLE LIGHTS

Material: Aluminum
 Voltage: 9-60V
 LED Chips: 3570
 Number of LEDs: 1LED
 Power: 3.3A 【1pcs 1.5A】
 lux: 1 lux@226m

Color : White+Golden
 Life: 50000H
 Waterproof rating: IP67
 Light type: spot



Part No. KIT-M-N-S2

LED MOTORCYCLE LIGHTS

Material: Aluminum
 Voltage: 9-60V
 LED Chips: 3570
 Number of LEDs: 2LED
 Power: 3.9A 【1pcs 1.98A】
 lux: 1 lux@287m

Color : White+Golden
 Life: 50000H
 Waterproof rating: IP67
 Light type: spot



Part No. KIT-M-M1

LED MOTORCYCLE LIGHTS

Material: Aluminum
 Voltage: 9-60V
 LED Chips: 3570
 Power: 2.5A 【1pcs 1A】
 lux: 1 lux@225m
 Number of LEDs: 1LED

Color : White+Golden
 Life: 50000H
 Waterproof rating: IP67
 Light type: spot



Part No. KIT-M-Y1-A

LED MOTORCYCLE LIGHTS

Material: Aluminum
 Voltage: 9-60V
 LED Chips: 3570
 Number of LEDs: 1LED
 Power: 3.3A 【1pcs 1.5A】

Color : White+Golden
 Life: 50000H
 Waterproof rating: IP67
 Light type: spot



Part No. KIT-M-MINI-N-S1-U

LED MOTORCYCLE LIGHTS

Material: Aluminum
 Voltage: 12-80V
 LED Chips: 3570
 Number of LEDs: 1LED
 Power: 2.7A 【1pcs 1.28A】

Color : White+Golden
 Life: 50000H
 Waterproof rating: IP67
 Light type: spot



Part No. KIT-MINI-M-N-MB

LED MOTORCYCLE LIGHTS

Material: Aluminum
 Voltage: 9-60V
 LED Chips: 3570
 Power: 2.8A 【1pcs 1.26A】
 lux: 1 lux@226m
 Number of LEDs: 1LED

Color : White+Golden
 Life: 50000H
 Waterproof rating: IP67
 Light type: spot



Part No. KIT-M-N-M20

LED MOTORCYCLE LIGHTS

Material: Aluminum
 Voltage: 9-60V
 LED Chips: 3570
 Power: 3.1A 【1pcs 1.4A】
 lux: 1 lux@222m
 Number of LEDs: 2LED

Color : White+Golden
 Life: 50000H
 Waterproof rating: IP67
 Light type: spot



Part No. KIT-M-N-M30

LED MOTORCYCLE LIGHTS

Material: Aluminum
 Voltage: 9-60V
 LED Chips: 3570
 Power: 3.9A 【1pcs 1.7A】
 lux: 1 lux@270m
 Number of LEDs: 3LED

Color : White+Golden
 Life: 50000H
 Waterproof rating: IP67
 Light type: spot



Part No. KIT-M-F15-B

LED MOTORCYCLE LIGHTS

Material: Aluminum
 Voltage: 9-60V
 LED Chips: 3570
 Power: 2.3A 【1pcs 1.13A】
 lux: 1 lux@354m
 Number of LEDs: 1LED

Color : White+Golden
 Life: 50000H
 Waterproof rating: IP67
 Light type: spot



Part No. KIT-M-F15
LED MOTORCYCLE LIGHTS

Material:	Aluminum	Color :	White+Golden
Voltage:	9-60V	Life:	50000H
LED Chips:	3570	Waterproof rating:	IP67
Power:	2.8A 【1pcs 1.44A】	Light type:	spot
lux:	1 lux@119m		
Number of LEDs:	1LED		



Part No. KIT-M-N-Z2
LED MOTORCYCLE LIGHTS

Material:	Aluminum	Color :	White+Golden
Voltage:	9-60V	Life:	50000H
LED Chips:	3570	Waterproof rating:	IP67
Power:	2.9A 【1pcs 1.7A】	Light type:	spot
lux:	1 lux@283m		
Number of LEDs:	2LED		



Part No. KIT-M-N-24W
LED MOTORCYCLE LIGHTS

Material:	Aluminum	Color :	White+Golden
Voltage:	9-60V	Life:	50000H
LED Chips:	3570	Waterproof rating:	IP67
Power:	2LED	Light type:	spot
lux:	3.9A 【1pcs 1.98A】		
Number of LEDs:	1 lux@287m		



Part No. KIT-M-N-4
LED MOTORCYCLE LIGHTS

Material:	Aluminum	Color :	White+Golden
Voltage:	9-60V	Life:	50000H
LED Chips:	3570	Waterproof rating:	IP67
Power:	5.2A 【1pcs 2.77A】	Light type:	spot
lux:	1 lux@413m		
Number of LEDs:	1LED		



Part No. KIT-M-N-MB
LED MOTORCYCLE LIGHTS

Material:	Aluminum	Color :	White+Golden
Voltage:	9-60V	Life:	50000H
LED Chips:	3570	Waterproof rating:	IP67
Power:	3.2A 【1pcs 1.58A】	Light type:	spot
lux:	1 lux@350m		
Number of LEDs:	1LED		



Part No. M-T4-BS
LED MOTORCYCLE LIGHTS

Material:	Aluminum	Color :	White+Golden
Voltage:	9-60V	Life:	50000H
LED Chips:	3570	Waterproof rating:	IP67
Power:	3.4A/3.4A/4.3A/6.5A	Light type:	spot
Number of LEDs:	4/5/6/8LED		



Part No. M-M1-BS
LED MOTORCYCLE LIGHTS

Material:	Aluminum	Color :	White+Yellow
Voltage:	9-60V	Life:	50000H
LED Chips:	3570	Waterproof rating:	IP67
Power:	1.1A/2A/2.6A/3.1A	Light type:	spot
lux:	1 lux@149m		
Number of LEDs:	1/2/3/4LED		



Part No. M-N-M3-T
LED MOTORCYCLE LIGHTS


Material:	Aluminum	Color :	White+Golden
Voltage:	9-60V	Life:	30000H
LED Chips:	3570	Waterproof rating:	IP67
Power:	3LED	Light type:	spot
Number of LEDs:	3LED		
lux:	3.1A 40W		

LED WARNING LIGHT



Part No. GD-COB-4

LED WARNING LIGHT 30' 45' 60' 75' 90' 105' 120CM



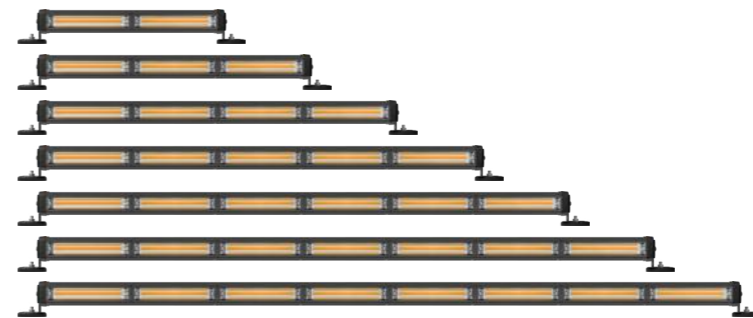
Material:	Aluminum + LED
Voltage:	12-24V DC
LED Chips:	COB
LED Quantity	2/3/4//5/6/7/8pcs
LED Power:	8.5/9.5/10/13/26/28/38W
Measured Current:	A±0.05

Color:	Yellow (Yellow Strobe)
Mode:	Constant On + Strobe
Waterproof Rating:	IP67
Operating Life:	50000H



Part No. GD-COB-CT-4

LED WARNING LIGHT 30' 45' 60' 75' 90' 105' 120CM




Material:	Aluminum + LED
Voltage:	12-24V DC
LED Chips:	COB
LED Quantity	2/3/4//5/6/7/8pcs
LED Power:	8/10/11/14/22/30/35W
Measured Current:	A±0.05

Color:	Yellow (Yellow Strobe)
Mode:	Constant On + Strobe
Waterproof Rating:	IP67
Operating Life:	50000H



Part No. GD-3030-4LED
LED WARNING LIGHT 23´ 46´ 69´ 92´ 120CM



Material:	Aluminum + LED	Color:	Yellow/White + Yellow (Yellow Strobe)
Voltage:	12-24V DC	Mode:	Constant On + Strobe
LED Chips:	3030	Waterproof Rating:	IP67
LED Quantity	8/16/24/32/40pcs	Operating Life:	50000H
LED Power:	3/6/9/12/16W		
Measured Current:	A±0.05		




Part No. GD-3030-6LED
LED WARNING LIGHT 32´ 60´ 90´ 120CM



Material:	Aluminum + LED	Color:	Yellow/White + Yellow (Yellow Strobe)
Voltage:	12-24V DC	Mode:	Constant On + Strobe
LED Chips:	3030	Waterproof Rating:	IP67
LED Quantity	12/24/36/48pcs	Operating Life:	50000H
LED Power:	3/6/9/13W		
Measured Current:	A±0.05		



Part No. GD-3030-15LED
LED WARNING LIGHT 23´ 46´ 69´ 92´ 120CM



Material:	Aluminum + LED	Color:	Yellow/White + Yellow (Yellow Strobe)
Voltage:	12-24V DC	Mode:	Constant On + Strobe
LED Chips:	3030	Waterproof Rating:	IP67
LED Quantity	30/45/60/120/150pcs	Operating Life:	50000H
LED Power:	3/6/9/12/16W		
Measured Current:	A±0.05		



**Part No. MD-14
LED WARNING LIGHT**

Material: Aluminum + LED
 Voltage: 12-24V DC
 LED Chips: 3030
 LED Quantity: 14pcs
 LED Power: 2.8W 0.23A
 Measured Current: A±0.05

Color : White + Yellow (Yellow Strobe)
 Mode: Constant On + Strobe
 Waterproof rating: IP65
 Operating Life: 50000H



**Part No. MD-19
LED WARNING LIGHT**

Material: Aluminum + LED
 Voltage: 12-24V DC
 LED Chips: 3030
 LED Quantity: 19pcs
 LED Power: 2.8W 0.23A
 Measured Current: A±0.05

Color : White + Yellow (Yellow Strobe)
 Mode: Constant On + Strobe
 Waterproof rating: IP65
 Operating Life: 50000H



**Part No. MD-26
LED WARNING LIGHT**

Material: Aluminum + LED
 Voltage: 12-24V DC
 LED Chips: 3030
 LED Quantity: 26pcs
 LED Power: 2.8W 0.23A
 Measured Current: A±0.05

Color : White + Yellow (Yellow Strobe)
 Mode: Constant On + Strobe
 Waterproof rating: IP65
 Operating Life: 50000H



**Part No. MD-28
LED WARNING LIGHT**

Material: Aluminum + LED
 Voltage: 12-24V DC
 LED Chips: 3030
 LED Quantity: 28pcs
 LED Power: 2.8W 0.23A
 Measured Current: A±0.05

Color : White + Yellow (Yellow Strobe)
 Mode: Constant On + Strobe
 Waterproof rating: IP65
 Operating Life: 50000H



**Part No. MD-30
LED WARNING LIGHT**

Material: Aluminum + LED
 Voltage: 12-24V DC
 LED Chips: 3030
 LED Quantity: 30pcs
 LED Power: 2.8W 0.23A
 Measured Current: A±0.05

Color : White + Yellow (Yellow Strobe)
 Mode: Constant On + Strobe
 Waterproof rating: IP65
 Operating Life: 50000H



**Part No. MD-18
LED WARNING LIGHT**

Material: Aluminum + LED
 Voltage: 12-24V DC
 LED Chips: 3030
 LED Quantity: 18pcs
 LED Power: 0.26A
 Measured Current: A±0.05

Measured Current: A±0.05
 Mode: Constant On
 Waterproof rating: IP65
 Operating Life: 50000H
 Color : White/Yellow/Red/Blue/Green/Ice
 Blue/Pink



**Part No. I-BS-H-12LED
LED WARNING LIGHT**

Material: Aluminum + LED
 Voltage: 12-24V DC
 LED Chips: 3030
 LED Quantity: 12pcs
 LED Power: 36W
 Measured Current: 0.45A±0.05

Measured Current: 0.45A±0.05
 Mode: Constant On + Strobe (16 Modes in Total)
 Waterproof rating: IP65
 Operating Life: 50000H
 Color : White/Yellow/Red/Blue/White-Yellow/
 Red-BlueConstant



**Part No. I-BS-H-D-12LED
LED WARNING LIGHT**

Material: Aluminum + LED
 Voltage: 12-24V DC
 LED Chips: 3030
 LED Quantity: 12pcs
 LED Power: 36W

Measured Current: 0.45A±0.05
 Mode: Constant On + Strobe (16 Modes in Total)
 Waterproof rating: IP65
 Operating Life: 50000H
 Color : White/Yellow/Red/Blue/White-Yellow/
 Red-BlueConstant



**Part No. I-BS-24LED
LED WARNING LIGHT**

Material: Aluminum + LED
 Voltage: 12-24V DC
 LED Chips: 3030
 LED Quantity: 24pcs
 LED Power: 18W

Measured Current: 0.45A±0.05
 Mode: Constant On + Strobe (16 Modes in Total)
 Waterproof rating: IP65
 Operating Life: 50000H
 Color : White/Yellow/Red/Blue/White-Yellow/
 Red-BlueConstant



**Part No. I-BS-36LED-W+Y+W
LED WARNING LIGHT**

Material: Aluminum + LED
 Voltage: 12-24V DC
 LED Chips: 3030
 LED Quantity: 36pcs
 LED Power: 36W

Measured Current: 0.45A±0.05
 Mode: Constant On + Flowing
 Waterproof rating: IP65
 Operating Life: 50000H
 Color : Yellow/White + Red-Blue



**Part No. I-BS-36LED-B-Y
LED WARNING LIGHT**

Material:	Aluminum + LED	Measured Current:	0.65A±0.05
Voltage:	12-24V DC	Mode:	Constant On + Flowing
LED Chips:	3030	Waterproof rating:	IP65
LED Quantity:	36pcs	Operating Life:	50000H
LED Power:	36W	Color :	Yellow/White + Red-Blue



**Part No. I-BS-4LED
LED WARNING LIGHT**

Material:	Aluminum + LED	Measured Current:	0.13A±0.05
Voltage:	12-24V DC	Mode:	Constant On + Strobe (16 Modes Total)
LED Chips:	3030	Waterproof rating:	IP65
LED Quantity:	4pcs	Operating Life:	50000H
LED Power:	12W	Color :	White/Yellow/Red/Blue/White-Red/ White-Blue/White-Yellow/Red-Blue



**Part No. I-BS-6LED
LED WARNING LIGHT**

Material:	Aluminum + LED	Measured Current:	0.25A±0.05
Voltage:	12-24V DC	Mode:	Constant On + Strobe (16 Modes Total)
LED Chips:	3030	Waterproof rating:	IP65
LED Quantity:	6pcs	Operating Life:	50000H
LED Power:	18W	Color :	White/Yellow/Red/Blue/White-Red/ White-Blue/White-Yellow/Red-Blue



**Part No. I-BS-8LED
LED WARNING LIGHT**

Material:	Aluminum + LED	Measured Current:	0.25A±0.05
Voltage:	12-24V DC	Mode:	Constant On + Strobe (16 Modes Total)
LED Chips:	3030	Waterproof rating:	IP65
LED Quantity:	8pcs	Operating Life:	50000H
LED Power:	24W	Color :	White/Yellow/Red/Blue/White-Red/ White-Blue/White-Yellow/Red-Blue



**Part No. I-BS-12LED
LED WARNING LIGHT**

Material:	Aluminum + LED	Measured Current:	0.3A±0.05
Voltage:	12-24V DC	Mode:	Constant On + Strobe (16 Modes Total)
LED Chips:	3030	Waterproof rating:	IP65
LED Quantity:	12pcs	Operating Life:	50000H
LED Power:	36W	Color :	White/Yellow/Red/Blue/White-Red/ White-Blue/White-Yellow/Red-Blue



**Part No. I-BS-C-12LED
LED WARNING LIGHT**

Material:	Aluminum + LED	Measured Current:	0.28A±0.05
Voltage:	12-24V DC	Mode:	Constant On + Strobe (Multiple Modes)
LED Chips:	3030	Waterproof rating:	IP65
LED Quantity:	12pcs	Operating Life:	50000H
LED Power:	36W	Color :	White/Yellow/Yellow-White-Yellow/ Red-White-Red/Red-Blue-Red/ Yellow-Red-Yellow



**Part No. I-BS-6-12
LED WARNING LIGHT**

Material:	Aluminum + LED	Measured Current:	0.2A±0.05
Voltage:	12-24V DC	Mode:	Constant On + Strobe (16 Modes Total)
LED Chips:	3030	Waterproof rating:	IP65
LED Quantity:	12pcs	Operating Life:	50000H
LED Power:	36W	Color :	White/Yellow/Red/Blue/White-Red/ White-Blue/White-Yellow/Red-Blue




**Part No. I-BS-20LED
LED WARNING LIGHT**

Material:	Aluminum + LED	Measured Current:	0.26A±0.05
Voltage:	12-24V DC	Mode:	Constant On + Strobe (16 Modes Total)
LED Chips:	3030	Waterproof rating:	IP65
LED Quantity:	20pcs	Operating Life:	50000H
LED Power:	60W	Color :	White/Yellow/Red/Blue/White-Red/ White-Blue/White-Yellow/Red-Blue



**Part No. I-BS-F-16LED
LED WARNING LIGHT**

Material:	Aluminum + LED	Measured Current:	0.5A±0.05
Voltage:	12-24V DC	Mode:	Constant On + Strobe
LED Chips:	3030	Waterproof rating:	IP65
LED Quantity:	16pcs	Operating Life:	50000H
LED Power:	48W	Color :	White/Yellow/Red/Blue



**Part No. I-BS-Y-14LED
LED WARNING LIGHT**

Material:	Aluminum + LED	Measured Current:	0.5A±0.05
Voltage:	12-24V DC	Mode:	Constant On + Strobe
LED Chips:	3030	Waterproof rating:	IP65
LED Quantity:	14pcs	Operating Life:	50000H
LED Power:	42W	Color :	White/Yellow/Red/Blue

RGB DECORATION LIGHT



Part No. N-Q2-35MM
RGB DECORATION LIGHT 40´ 57´ 87CM

Material:	PVC+ABS	Life:	50000H
Voltage:	USBis 5v, Cigarette lighter is 12v	Waterproof rating:	IP65
LED Chips:	LED Chips: 5050	Light type:	Atmosphere Lamp
Number of LEDs:	9LED*4	connector:	USB/Cigarette lighter (optional)
Color :	RGB		



Part No. N-Q2-45MM
RGB DECORATION LIGHT 30´ 60´ 90CM

Material:	PVC+ABS	Life:	50000H
Voltage:	USBis 5v, Cigarette lighter is 12v	Waterproof rating:	IP65
LED Chips:	LED Chips: 5050	Light type:	Atmosphere Lamp
Number of LEDs:	9LED*4	connector:	USB/Cigarette lighter (optional)
Color :	RGB		

360° OF AWESOME COLOR

equipped with a steering and braking flash function

High Quality & Denser Rgb LedS

366 Spiral Chasing

Plug and Play

Versatile Mounting Non Destructive Buckle Installation



Part No. N-Q1
RGB DECORATION LIGHT 60´ 90´ 120´ 150´ 180CM

Material:	PVC+ABS	Life:	50000H
Voltage:	USBis 5v, Cigarette lighter is 12v	Waterproof rating:	IP65
LED Chips:	LED Chips: 5050	Light type:	Atmosphere Lamp
Number of LEDs:	9LED*4	connector:	USB/Cigarette lighter (optional)
Color :	RGB		

Part No. N-Q2
RGB DECORATION LIGHT 60´ 90´ 120´ 150´ 180CM

Material:	PVC+ABS	Life:	50000H
Voltage:	USBis 5v, Cigarette lighter is 12v	Waterproof rating:	IP65
LED Chips:	LED Chips: 5050	Light type:	Atmosphere Lamp
Number of LEDs:	9LED*4	connector:	USB/Cigarette lighter (optional)
Color :	RGB		




DIY SWITCH INSTALLATION

TWO LEAD WIRING HARNESS, MULTIPLE SWITCH STYLES ARE AVAILABLE



RELAY

Efficient protection power relay for safety protection.



High quality copper coil


SAFE BOX

Comes with 10A/15A/20A fuse for overvoltage, overload and short circuit protection



Waterproof safety box

Three extra blade fuses for option





Part No. XS-PT-2
INSTALLATION ACCESSORIES

Wire Gauge:	18 AWG
Wire Length:	3M
Specification:	1-to-1 / 1-to-2
Applicable Power:	0-100W
Applicable Current:	0-30A
Applicable Voltage:	12V
Package Includes:	4 Sets of Blade Terminals / 3 Fuses



Part No. XS-YX-2
INSTALLATION ACCESSORIES

Wire Gauge:	18 AWG
Wire Length:	3M
Specification:	1-to-1 / 1-to-2
Applicable Power:	0-100W
Applicable Current:	0-30A
Applicable Voltage:	12V
Package Includes:	4 Sets of Blade Terminals / 3 Fuses



Part No. XS-FOG-2
INSTALLATION ACCESSORIES

Wire Gauge:	18 AWG
Wire Length:	3M
Specification:	1-to-1 / 1-to-2
Applicable Power:	0-100W
Applicable Current:	0-30A
Applicable Voltage:	12V
Package Includes:	4 Sets of Blade Terminals / 3 Fuses



Part No. XS-SK-2
INSTALLATION ACCESSORIES

Wire Gauge:	18 AWG
Wire Length:	3M
Specification:	1-to-1 / 1-to-2
Applicable Power:	0-100W
Applicable Current:	0-30A
Applicable Voltage:	12V
Package Includes:	4 Sets of Blade Terminals / 3 Fuses



Part No. XS-BS-2
INSTALLATION ACCESSORIES

Wire Gauge:	18 AWG
Wire Length:	3M
Specification:	1-to-1 / 1-to-2
Applicable Power:	0-100W
Applicable Current:	0-30A
Applicable Voltage:	12V
Package Includes:	4 Sets of Blade Terminals / 3 Fuses



Part No. XS-M5-2
INSTALLATION ACCESSORIES

Wire Gauge:	18 AWG
Wire Length:	3M
Specification:	1-to-1 / 1-to-2
Applicable Power:	0-100W
Applicable Current:	0-30A
Applicable Voltage:	12V
Package Includes:	4 Sets of Blade Terminals / 3 Fuses



Part No. XS-BF-2
INSTALLATION ACCESSORIES

Wire Specification:	2x0.75 mm ²
Wire Length:	3m
Specification:	2-circuit 0.75 mm ²
Applicable Power:	100W
Applicable Current:	0-10A
Applicable Voltage:	12-24V DC
Included:	Wired Controller



Part No. XS-M-2
INSTALLATION ACCESSORIES

Wire Specification:	2x0.5 mm ²
Wire Length:	3m
Specification:	2-circuit 0.5 mm ²
Applicable Power:	80W
Applicable Current:	0-8A
Applicable Voltage:	12-60V DC
Included:	Wired Controller



Part No. MC-003
INSTALLATION ACCESSORIES

Material:	Aluminum Alloy
Specification:	Fits 18-32MM Pipe Diameter
Product Purpose:	Spotlight/Work Light Bracket
Product Weight:	110g
Package Includes:	1 x Bracket / 2 x Washers / 2 x Screws / 1 x Wrench



Part No. MC-002
INSTALLATION ACCESSORIES

Material:	Aluminum Alloy
Specification:	Fits 18-32MM Pipe Diameter
Product Purpose:	Spotlight/Work Light Bracket
Product Weight:	110g
Package Includes:	1 x Bracket / 2 x Washers / 2 x Screws / 1 x Wrench



Part No. MC-001
INSTALLATION ACCESSORIES

Material:	Aluminum Alloy
Specification:	Fits 18-32MM Pipe Diameter
Product Purpose:	Spotlight/Work Light Bracket
Product Weight:	110g
Package Includes:	1 x Bracket / 2 x Washers / 2 x Screws / 1 x Wrench